

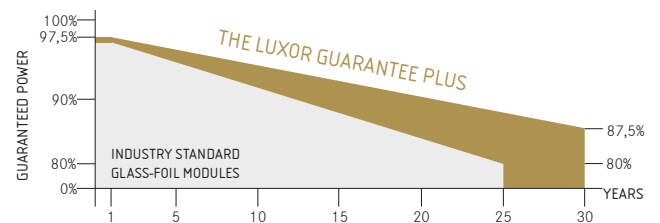
- + DOUBLE GLASS: HIGHER MECHANICAL STABILITY AND FIRE SAFETY
- + BIFACIAL: DOUBLE-SIDED POWER GENERATION FOR MORE YIELD
- + REDUCTION OF BALANCE-OF-SYSTEM-COSTS THROUGH HIGHER PERFORMANCE PER MODULE
- + ESPECIALLY ECONOMIC FOR COMMERCIAL SYSTEMS



product guarantee<sup>1</sup>



linear performance guarantee<sup>1</sup>



## ECO LINE HALF CELL GLASS-GLASS BIFACIAL

### M108 / 395-415 W

MONOCRYSTALLINE MODULE FAMILY, BLACK FRAME, TRANSPARENT



Longlife tested



Power proofed



Safety provided




Selection of components



Back glass



Performance surplus of 0 Wp to 6.49 Wp



Higher heat dispensing



100% PID free cells



German warrantor

# ECO LINE HALF CELL GLASS-GLASS BIFACIAL

## M108 / 395-415 W, BLACK FRAME, TRANSPARENT

Module type LX - XXXM/182-108+ GG BiF | XXX = Rated power Pmpp

### Electrical data at STC

Rated power Pmpp [Wp]	395.00	400.00	405.00	410.00	415.00
Pmpp range to	401.49	406.49	411.49	416.49	421.49
Rated current Impp [A]	12.80	12.88	12.95	13.02	13.09
Rated voltage Vmpp [V]	30.89	31.09	31.30	31.51	31.72
Short-circuit current Isc [A]	13.52	13.60	13.67	13.75	13.82
Open-circuit voltage Uoc [V]	36.77	37.01	37.26	37.51	37.76
Efficiency at STC up to	20.19%	20.44%	20.69%	20.94%	21.19%
Efficiency at 200 W/m <sup>2</sup>	19.65%	19.91%	20.15%	20.39%	20.64%

### Electrical data at NOCT

Power at Pmpp [Wp]	293.25	296.96	300.67	304.38	308.10
Rated current Impp [A]	10.34	10.40	10.46	10.52	10.57
Rated voltage Vmpp [V]	28.36	28.54	28.74	28.94	29.14
Short-circuit current Isc [A]	10.92	10.99	11.05	11.11	11.17
Open-circuit voltage Uoc [V]	33.94	34.18	34.42	34.66	34.90

Specification as per STC (Standard test conditions): irradiance 1000 W/m<sup>2</sup> | module temperature 25°C | Air Mass = 1.5  
 NOCT (nominal operating cell temperature): irradiance 800 W/m<sup>2</sup> | wind speed 1 m/sec | ambient temperature 20°C | cell operating temperature 45 +/- 2°C | Air Mass = 1.5

### Bifacial Gain\* (e.g. 405 Wp)

Backside power gain [Wp]	5%	10%	15%	20%	25%
Rated power Pmpp [Wp]	425.25	445.50	465.75	486.00	506.25
Rated current Impp [A]	13.60	14.25	14.90	15.54	16.19
Rated voltage Vmpp [V]	31.30	31.30	31.30	31.31	31.31
Short-circuit current Isc [A]	14.36	15.04	15.73	16.41	17.09
Open-circuit voltage Uoc [V]	37.26	37.26	37.26	37.27	37.27

\*depending on the reflection of the underlying surface

### Limiting values

Max. system voltage   max. return current	1500 V   25 A
Safety class   Fire safety class	II   A (according to IEC 61730)
Operating Temperature	-40 bis 85°C
Max. tested pressure load-/tensile <sup>2</sup>	5400 Pa / 2400 Pa

### Temperature coefficient

Temperature coefficient [U]   [I]   [P]	-0.285% /°C   0.049% /°C   -0.360% /°C
---	--

### Specifications

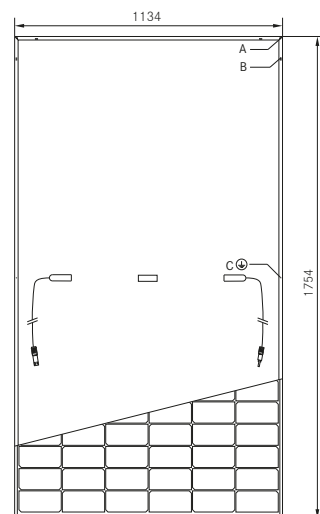
Number of cells (matrix)	108 (6 x 18)   182 mm x 91 mm
Module dimensions (L x W x H) <sup>3</sup>   Weight	1754 mm x 1134 mm x 30 mm   26.5 kg
Bifaciality factor	75 +/- 5%
Front-side glass	2 mm tempered, highly transparent, anti-reflection solar glass
Back-side glass	2 mm tempered, highly transparent solar glass
Frame	stable, anodised aluminium frame
Embedding material	EVA/POE
Junction Box   Diodes	At least IP67   3 Schottky Diodes
Cable	Symmetrical cable lengths > 1.1 m and 1.1 m, 4 mm <sup>2</sup> solar cable
Connectors	MC4 or equivalent with IP67
Hail test (max. hailstorm)	Ø 25 mm   impact velocity 23 m/s ± 83 km/h

The specifications and average values can vary slightly. Relevant is the corresponding data of the individual measurement. Specifications are subject to change without notice. Measurement tolerance depending on equipment: rated power +/- 3%, other values +/- 10%. All information given in this data sheet corresponds to DIN EN 50380. A potential light-induced degradation of the power after commissioning is not considered here. Further information in the installation manuals.

- The specific warranty conditions are given under [www.luxor.solar/downloads.html](http://www.luxor.solar/downloads.html)
- Horizontal mounted, for details please check mounting instruction
- Tolerance L/W = +/- 3 mm. H +/- 2mm. the dimensions given in the order confirmation will be decisive
- Location and dimensios of holes on request

Luxor, your specialised company

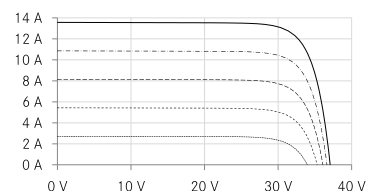
### Back - / Front view<sup>3</sup>



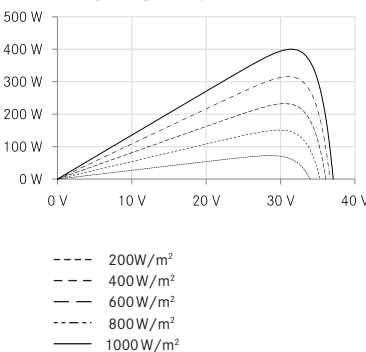
Drilled holes<sup>4</sup> A: 4 x drainage  
 B: 8 x ventilation  
 C: 2 x earthing

### Electrical characteristics

UI-diagram e.g. 400 Wp



UI-diagram e.g. 400 Wp



Guidelines:  
 93/68/EEC  
 2014/35/EU. (LVD)  
 2014/30/EU. (EMC)

The validity of the certificates/listings for a specific country has to be examined under:  
[www.luxor.solar/downloads.html](http://www.luxor.solar/downloads.html)