

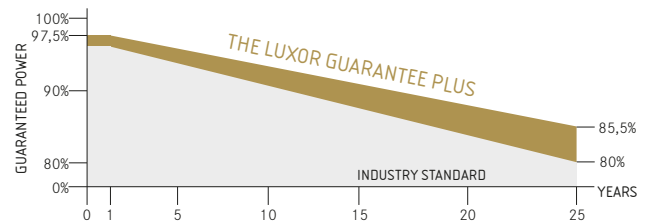
- + REDUCED LOSSES DURING PARTIAL SHADING
- + HIGHER YIELD: MORE REFLECTION ON CELL SURFACE
- + APPLICATIONS: INDUSTRIAL, COMMERCIAL AND RESIDENTIAL POWER PLANTS
- + ECO: ESPECIALLY ECONOMIC AND RELIABLE



product guarantee<sup>1</sup>



linear performance guarantee<sup>1</sup>




## ECO LINE HALF CELL

## M108 / 400 - 420 W

### MONOCRYSTALLINE MODULE FAMILY, BLACK FRAME



Longlife tested



Power proofed



Safety provided



Selection of components



Cross-linking degree test



Performance surplus of 0 Wp to 6.49 Wp



100% PID free cells



Special packing to avoid micro cracks in the cells



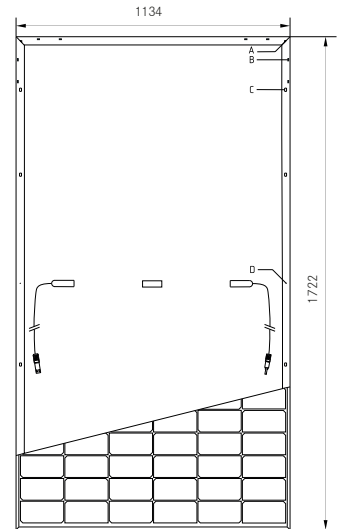
German warrantor

# ECO LINE HALF CELL M108 / 400 - 420 W

Monocrystalline module family

Module type LX - XXXM/182-108+ | XXX = Rated power P<sub>mpp</sub>

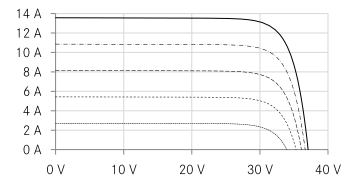
Back - / Front - view<sup>3</sup>



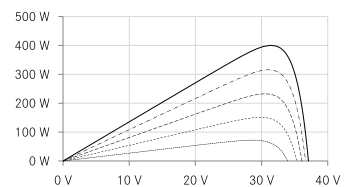
Drilled holes<sup>4</sup> A: 4 x drainage  
B: 16 x ventilation  
C: 8 x mounting  
D: 2 x earthing

Electrical characteristics

UI-diagram e.g. LX-400M/182-108+



UP-diagram e.g. LX-400M/182-108+



----- 200 W/m<sup>2</sup>  
- - - - 400 W/m<sup>2</sup>  
- - - - 600 W/m<sup>2</sup>  
- - - - 800 W/m<sup>2</sup>  
———— 1000 W/m<sup>2</sup>

## Electrical data at STC

Rated power P <sub>mpp</sub> [Wp]	400.00	405.00	410.00	415.00	420.00
P <sub>mpp</sub> range to	406.49	411.49	416.49	421.49	426.49
Rated current I <sub>mpp</sub> [A]	12.85	12.92	12.99	13.06	13.13
Rated voltage V <sub>mpp</sub> [V]	31.14	31.36	31.58	31.80	32.02
Short-circuit current I <sub>sc</sub> [A]	13.57	13.64	13.72	13.79	13.86
Open-circuit voltage U <sub>oc</sub> [V]	37.08	37.34	37.60	37.86	38.12
Efficiency at STC up to	20.79%	21.05%	21.30%	21.56%	21.82%
Efficiency at 200 W/m <sup>2</sup>	20.22%	20.47%	20.72%	20.98%	21.24%

## Electrical data at NOCT

Power at P <sub>mpp</sub> [Wp]	296.96	300.67	304.38	308.10	311.81
Rated current I <sub>mpp</sub> [A]	10.38	10.44	10.49	10.55	10.61
Rated voltage V <sub>mpp</sub> [V]	28.61	28.81	29.01	29.20	29.40
Short-circuit current I <sub>sc</sub> [A]	10.96	11.02	11.08	11.14	11.20
Open-circuit voltage U <sub>oc</sub> [V]	34.22	34.47	34.72	34.98	35.23

Specification as per STC (Standard test conditions): irradiance 1000 W/m<sup>2</sup> | module temperature 25°C | Air Mass = 1.5  
NOCT (nominal operating cell temperature): irradiance 800 W/m<sup>2</sup> | wind speed 1 m/sec | ambient temperature 20°C | cell operating temperature 45 +/- 2°C | Air Mass = 1.5

## Limiting values

Max. system voltage [V]	1000 V or 1500 V
Max. return current [I]	25 A
Operating Temperature	-40 to 85°C
Safety class	II
Max. tested pressure load [Pa] <sup>2</sup>	5400
Max. tested tensile load [Pa] <sup>2</sup>	2400

## Temperature coefficient

Temperature coefficient [V]   [I]   [P]	-0.285 %/°C   0.049 %/°C   -0.360 %/°C
---	--

## Specifications

Number of cells (matrix)	108 (6 x 18)   182 x 91 mm
Module dimensions (LxWxH) <sup>3</sup>   Weight	1722 mm x 1134 mm x 30 mm   21.5 kg
Front-side glass	3.2 mm tempered highly transparent, anti-reflection solar glass
Frame	stable, anodised aluminium frame
Junction Box	At least IP67
Cable	symmetrical cable lengths > 1.1 m and 1.1 m, 4 mm <sup>2</sup> solar cable
Diodes	3 Schottky Diodes
Plug-in connection	MC4 or equivalent (IP67)
Hail test (max. hailstorm)	∅ 45 mm   impact velocity 23 m/s ± 83 km/h

The specifications and average values can vary slightly. Relevant is the corresponding data of the individual measurement. Specifications are subject to change without notice. Measurement tolerance depending on equipment: rated power +/- 3%, other values +/- 10%. All information given in this data sheet corresponds to DIN EN 50380. A potential light-induced degradation of the power after commissioning is not considered here. Further information in the installation manuals.

1 The specific warranty conditions are given under [www.luxor.solar/downloads.html](http://www.luxor.solar/downloads.html).

2 Horizontal mounted, for details please check mounting instruction

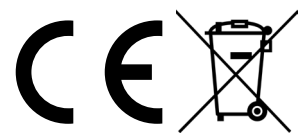
3 Tolerance L/W = +/- 3 mm. H +/- 2mm, the dimensions given in the order confirmation will be decisive

4 Location and dimensions of holes on request

Luxor, your specialised company



IEC  
IEC 61215  
IEC 61730



Guidelines:  
93/68/EEC  
2014/35/EU, (LVD)  
2014/30/EU, (EMC)

The validity of the certificates/listings for a specific country has to be examined under:  
[www.luxor.solar/downloads.html](http://www.luxor.solar/downloads.html)